



To be Commodore of TWYC is a great honour and privilege for me and is a role I do not take lightly. With Helen by my side, and our hard working committee, I am excited for 2024.



The program of events we have lined up is extensive and varied. The clubhouse will host several events not least Race Night on 20th January, Valentines Night Dinner Dance on 17th February, Sunday lunches and many more. Keep an eye out for the emails and of course the website informing you of events coming up.

The ever popular tidal cruise to St Katherine Docks is taking place over Easter Weekend at the end of March.

The clubhouse is open as usual for the first quarter of the year so rather than sit at home on a winter evening, pop in for a drink and a chat with fellow boaters. There will be a host at the bar to greet you and who will no doubt be delighted to have your company.

**Clubhouse Opening Times: Friday & Saturday night from 8 p.m. - 11 p.m. & Sunday afternoon from midday - 3 p.m.**



2023 is not over yet and we still have the New Years Eve Party. We had a great time last year so lets make this one even more memorable. Party poppers, a balloon drop over the dancefloor, buffet and a DJ! If you have not already booked, do so now as this is one party not to be missed!

**Andy Currie**

Helen and I would like to wish all our members a very Merry Christmas and a Happy New Year



07771 820944  
andy\_currie@live.co.uk



**Diary Dates**  
**Highlights**

**See last page for more dates**

Saturday 20th January  
Race Night  
Clubhouse

27th Jan, 3rd & 10th Feb  
Workshop  
Ramsgate & beyond!  
Clubhouse

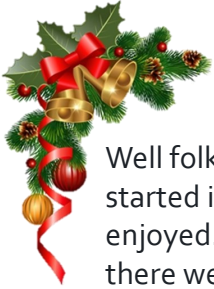
Saturday 17th February  
Valentine's Dinner Dance  
Clubhouse

Saturday 2nd March  
Fitting Out Supper  
Clubhouse





## Vice Commodore, Andrew Downing



Well folks, how quickly the last year has gone! It only seemed like yesterday when I started in the role of Rear Commodore, a responsibility which I have thoroughly enjoyed. The highlights were the trip to St Kats and the Summer Upriver cruise but there were challenges we had at various points in time when river conditions/issues prevented us from holding all our planned events. My thanks to the cruising committee and to all you folks who joined in on the cruises for helping make my life easier.



So now looking forward to the next year as Vice Commodore. Following on in the footsteps of our Commodore Andy Currie, will be quite a challenge and what a great program of events he has put together. Events in the first quarter to highlight for me include RNLI visits, Fitting Out Supper and the training courses run by Steve Wordsall. Get in touch with Steve for more information because you will find the content invaluable and this is the place for information sharing with fellow boaters. Remember, the First Aid Course is for boaters and non boaters.

**Email: [twyctraining@outlook.com](mailto:twyctraining@outlook.com)**

Andy has often mentioned that we rely on members getting involved both in the setting up of our events and bringing new ideas to make them even better. Well next year is no different and there shall be no letting up from me so just let me know how you can help. I promise you'll have fun doing so!

With regards to the website, we are developing it all the time so *'if at first you don't succeed, call Dave Antill!'* In all seriousness, I know there have been some issues at times with people trying to book events on the website and there's a lot of effort going in at the moment to create something more bespoke and reliable to meet our needs. However, in the meantime if you do have any problems give Dave Antill a call or email him and he will help sort it out for you.

**Telephone: 07785 762703 or Email: [dave.afloat@ntlworld.com](mailto:dave.afloat@ntlworld.com)**

*I look forward to a really interesting year but for now, Tina and I would like to wish you all a very Happy Christmas and a prosperous New Year*

**Andrew**

**07769 657679**

**[aw\\_downing@hotmail.com](mailto:aw_downing@hotmail.com)**





## Class of 2024 - TWYC Committee

**THE COMMITTEE** This group of people give us their time freely. Without volunteers the club cannot function so when the call to arms comes, put your hand up and help out.

**THE KITCHEN** We all say how do they produce such amazing food! Get involved and help this incredible team of volunteers! You do not have to be a cook, you just need to roll your sleeves up and start chopping!

*No one can whistle a symphony, it takes a whole orchestra to play it!*

Names and positions left to right:

John Donovan - Past Commodore /  
Committee Member

Andrew Downing - Vice Commodore

Tina Downing - Honorary Secretary

Colin Weight - Bar Manager

Steve Worsdall - Training Principal

Lynn Antill - Honorary Treasurer

Dave Antill - Past Commodore

Andy Currie - Commodore

Paul Curties-Bilton - Rear Commodore

Martin Handelaar - Committee Member

Mel Pope - Past Commodore/Committee  
Member

Clive Drinkwater - Past Commodore

Steve Partridge - Membership Secretary



Alan Goodwin - Committee Member







Christmas

AT MEDITERRANEVM



From all the team at the Mediterranevm restaurant at Bray, we would like to wish all our guests a very Merry Christmas and New Year, especially to all the members of The Windsor Yacht Club.

Present your TWYC membership card on arrival and receive 20% discount on a 3 course meal!

Offer ends on 29th of February 2024.

Offer excludes gratuity. Offer only applicable on 3 course meal ordered. Offer is not applicable on Christmas Eve, Christmas Day & New Years Eve.

Offer is only valid for a current member of TWYC and when the valid membership card is presented on arrival.

Bray Marina Monkey Island Lane Bray Windsor SL6 2EB 01628 633512

[www.mediterranevm.co.uk/mediterranevm-restaurant-bray](http://www.mediterranevm.co.uk/mediterranevm-restaurant-bray)





# Training & Workshops

Now that the boating season has ground to an abrupt halt it's a good time to look at your boating skills and whether you would like to improve them.

Last year we ran an informal program based on the training required to take your boat on the tidal Thames to London and on to the Medway. We also ran a VHF DSC course including exam & First Aid Training. Earlier this year we ran an engine maintenance workshop.

## 2024 TWYC WORKSHOP

### Tidal planning to Ramsgate & beyond!

*an informal workshop giving an overview of each topic*

Saturday 27<sup>th</sup> January

Saturday 3<sup>rd</sup> February

Saturday 10<sup>th</sup> February

starting at 10 a.m. finishing approx. 1 p.m. in the clubhouse

#### Topics covered will include:

- ⇒ Passage Planning
- ⇒ Using charts and almanac
- ⇒ Plotting your route
- ⇒ Using a chart plotter
- ⇒ Tides and weather
- ⇒ Preparing your vessel
- ⇒ Minimum safe requirements
- ⇒ Basic repairs, (how to fix it)
- ⇒ And anything else that comes up!



Get in touch as soon as possible to book your place  
Contact Steve Worsdall: [twyctraining@outlook.com](mailto:twyctraining@outlook.com)

## 2024 FIRST AID TRAINING

To ensure you are ready for all medical emergencies on land and on your boat, contact Steve to register your interest in attending the next course.

*First aid training course includes how to use a defibrillator*

**Suitable for boaters and non boaters**

Minimum numbers apply to run the course so get in touch as soon as possible to secure your place

Contact: Steve Worsdall: [twyctraining@outlook.com](mailto:twyctraining@outlook.com)



Merry Christmas

# RYA Day Skipper Course

## Contributor Steve Gurr

After reading the excellent March 2023 edition of **Channel 6**, and in particular the great RYA Day Skipper article by Keith Butten, I thought I would contribute with my alternative experience.

I knew from personal experience of trying to complete the RYA VHF course at home, that NAVATHOME wouldn't work for me as my evenings are just too busy and I am not disciplined enough. I gave up on the home learning of the VHF course and only finally completed it after signing up for the excellent RYA 1 day VHF course organised by TWYC Training Principal Steve Worsdall, in early 2022 held in the clubhouse. *Thanks Steve!*

I wanted to do my RYA Day Skipper course but knew I would need the discipline and commitment of the classroom environment.

So off I went in search for a shore based course and found one being run by Thames Motor Yacht Club, at Hampton Court.



The course ran from 7.30pm until 10pm every Wednesday evening for 6 months between September & March. This location suited me perfectly as I work in Twickenham and live in Crawley – it was 'kind of' on my way home! There were half term and Christmas breaks so it wasn't completely full on for 6 months.

I went along to the open evening before committing and was met warmly by all the members and potential students. The instructor, Philip Onslow, introduced himself and we chatted for some time about what I hoped to benefit from the course. He was such an easy guy to chat with and clearly 'knew his stuff' - it was only later I was told Phil was a RYA Yachtmaster Ocean Examiners Examiner!



Merry Christmas



# RYA Day Skipper Course **cont...**

Contributor Steve Gurr



I signed up and handed over my £500. In return you get all your books and charts to enable you to complete the course and all I had to buy was some pencils, dividers and a plotter.

The 6 months flew by almost in a blur! Philip was patient with the many stupid questions we as students had, and gently guided us through each segment of the Course.

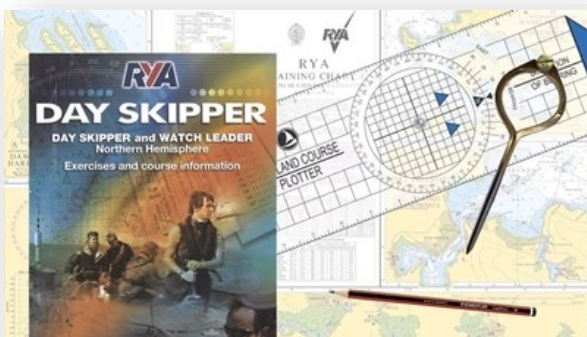
We had evenings where we were divided into small groups to work on creating a Passage Plan which built confidence. We also worked together on practical demonstrations that you wouldn't have been able to put together at home and all added to the positive experience I enjoyed in a classroom environment.

We then all sat a mock exam, with the following week for any required revision, and then finally the exam – which every student passed!



The final night was a presentation evening, where many club members attended and when we all received our certificates. We enjoyed a social evening with a small buffet before promising to all meet up at some point in the summer.

I would certainly recommend Thames Motor Yacht Club to anyone that would like to complete a classroom based RYA course and in particular Phillip Onslow.



If you see me in the club, feel free to have a chat and I will be delighted to share my experience.

**Steve Gurr, 'Best Ever Too'**






# Clubhouse Events

7th October - Laying Up Supper

What a great party it was! Delicious food and a fabulous singer Corey Lewis, who got everyone on the dancefloor.



Merry Christmas





# Clubhouse Events

## Commodore's Sail Past & Reception - Sunday 8th October

A bright and sunny day brought out so many boats and crew, all dressed to impress. Following the Sail Past, members and guests enjoyed a delightful BBQ outside in the sunshine.



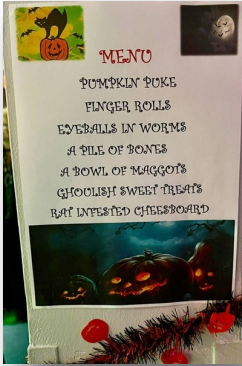
Merry Christmas






# Clubhouse Events

## Halloween Fancy Dress Party - 28th October



When TWYC say 'lets have a party' the galley crew set to work and this Halloween, they surpassed themselves. Big shout out to Jo, Paul, Melanie and Andrew for creating mind blowing creative food to match the theme. Where else would you get Pumkin Puke, A Pile of Bone and a Rat Infested Cheeseboards.

The clubhouse was turned into a ghoulish Halloween party with props and lighting and 'J A Q' on the decks kept everyone dancing and lead them on the dancefloor for audience participation 'Time Warp' dance.



Merry Christmas





# Clubhouse Events

*Halloween cont....*



*Que Sera Sera - 'Dolly' aka Janet, sings us out for the end of another great event. Watch out John & Andy you have competition . This could become a regular spot for Janet!*



Merry Christmas






# Dinner Dance, Bull Hotel, Gerrards Cross

## 11th November

The Bull Hotel, was once again home to the TWYC annual dinner dance and it did not disappoint. A sumptuous meal, dancing all night long to the amazing The Choice Band, Commodore Awards and a terrific raffle. Huge round of applause to each and every person who created such a memorable evening for us all not least our valued member Christine, who created such a beautiful centrepiece for each table.

But before we get into the picture memories, I do have to say a massive thanks to The Bull Hotel for their interpretation of some of our club members names for the name cards - side splitting funny! Well done to Melanie, Martin and Clive for spotting the error in time to get them changed.

Here are just a few examples of how wrong you can get it.



Martin & Melanie Handelaar aka 'Handlebar'  
Tony & Jacqui Smy aka 'Shy'  
Dave & Lynn Antill aka 'Anthill'  
Vincent & Linda Haffenden aka 'Affined'  
Steve & Christine Worsdall aka 'Workday'  
Clive Allcott aka 'Allot' (also known as **Klaus Abbott**)

Robin & Theresa Bartropp aka 'Barotropy'  
Andy & Helen Currie aka 'Curie'  
Angie Ballinger aka 'Malinge'  
Paul Curtis Bilton aka 'Biltong'  
John Forsaith aka 'Foresaid'  
Lorella Puccitti aka 'Puckett'



*Celebration time for the 2023 Commodore,  
Clive Drinkwater and his good lady wife Elaine*



Merry Christmas







# Dinner Dance, Bull Hotel, Gerrards Cross



**Marlene & Del Boy**  
**(he does like a Piña colada)**



**Club Awards**



**Raffle Prizes**  
**Galore**




Merry Christmas





# Dinner Dance, Bull Hotel, Gerrards Cross



*Look how well we all  
scrub up!*



Merry Christmas





# Message from Past Commodore 2023, Clive Drinkwater

What a year it has been with the weather gods conspiring to derail our early year events both cruising and at the club. Once again with help from our members its turned out to be a great year with many events at the club and some successful cruises and bankside events. I must admit that I really enjoyed this years upstream cruise. Great organisation and great company.

For me it has been a wonderful year as your Commadore and I thank you all for the effort you put in to make it a success. I will treasure my gift of these wonderful glasses presented to me at the AGM on 10th December. I would like to wish the new Commodore Andy Currie all the very best for the coming year and I am sure you will all join me in supporting him in this important role.



Finally, I would also like to congratulate all 2023 trophy recipients.

## Commodore's presentation of the club awards

AWARD	WINNER
<b>Chessun Trophy</b> <i>(for commodores sail past)</i>	Roy & Sheila Mason-Wood
<b>Illumination Cruise</b> <i>(best illuminated boat)</i>	Simon and Shirly Pinner
<b>Illumination Cruise</b> <i>(best 1st entry)</i>	David Hammond and Jayne Karruck
<b>Seek &amp; Find Trophy</b>	Colin and Streve Partridge assisted by John Forsaith
<b>Darts Competition Trophy</b>	Andy Currie
<b>The Mike Turner Challenge Trophy</b> <i>(pool)</i>	Clive Allcott
<b>Golf Trophy</b> <i>(winner of the golf day)</i>	Robin Bartropp
<b>Karadesa II Cleat</b> <i>(best crew member)</i>	Janet Donnavon
<b>Ted Rowe Endeavour Trophy</b>	Angie Ballinger
<i>(for endeavour &amp; help above the normally expected)</i>	
<b>Commodores Special Award</b> <i>(special endeavour award)</i>	Doug Antill




Merry Christmas





# Busy Elves

Many thanks to all of our member who helped dress the clubhouse in readiness for the Christmas party. Everyone worn their colourful Christmas jumpers and, never one to shy away from fun was Jonathan in a fully inflatable Santa suit! What a fun way to spend an evening with friends.



Virtual Elf, Tony Riley keeping a keen eye on proceedings



Thanks Tina & Andrew (aka tree huggers) for the delicious mince pies and mulled wine



Merry Christmas



# Boat Grub



## Oriental pan-cooked pork Serves 4 - Contributor Helen Currie

4 tbs plum sauce, 1 tsp of soy sauce,, 8oz (225g) lean pork tenderloin, thinly sliced, 2 garlic cloves, crushed, 1 red chilli, finely sliced, 1 celery stick, cut into strips, 4oz (100g) pak choi, shredded or quartered lengthways (can substitute with Chinese leaf, shredded) 4 spring onions and salt & pepper to taste.

### METHOD

Mix the plum and soy sauce in a bowl. Dry fry the pork, garlic and chilli for 3-4 mins until brown. Add the remaining ingredients and cook for 1-2 minutes. Drizzle the plum & soy sauce and serve immediately with noodles or boiled rice.

## Air Fryer meals - Contributor Lorella Puccetti

Some of you have invested in an air fryer which is great on board for quick meals. Be careful of the power consumption of course.

### Bang Bang Halloumi

Halloumi is a nice cheese to keep on the boat as it has a long life.

Mix 2 tbs of each, mayonnaise, sweet chilli and siracha together.

*(Siracha is a hot sauce)*

Chop the halloumi into chunks and pat dry with kitchen towel.

Tip the halloumi into the sauce and mix to coat. Place in the air fryer tray and cook for 8 mins on 190 or until becoming slightly charred on the outside. Open the fryer draw halfway through the cooking process and brush a little more sauce onto the cheese.

Serve with fresh salad and French bread for a delicious meal.



## CALLING ALL HOME COOKS!!

*You don't have to be a Gordon Ramsey or a Monica Galetti - We're not!*

*Our volunteers are home cooks providing good wholesome food for our friends.*

Do you have a meal in mind that you think we will all enjoy? Even if it is just a main course. Our volunteers will work with you to make it happen and create a menu. The team will ensure you have everything you need to cook and present your food in the best way possible and support you with menu planning, shopping, food prep and service. **Get in touch: [aw\\_downing@hotmail.com](mailto:aw_downing@hotmail.com)**







# Clubhouse Events



## Christmas Party 9th December 'What a swell party it was!'



*Mr Curriedore at your service*

Massive thank you from all of us to everyone who worked so hard to make this a party we will never forget.

Mel, Andrew, Jo & Paul for the feast of all feasts!

Sheila & Roy for arranging the raffle and bringing the fun with the raffle boppers!

Rachel, our singer for the evening was as always, fantastic and we were delighted she brought along Neil who blew us all away with his singing but it was something very special when they sang together.





# The River We Cruise - contributor John Forsaith



## *Windsor - Where something is one inch short*

A short run from the Club through Boveney Lock takes your boat to Windsor. Whilst a very popular place to visit for boaters there are moorings to be had on both sides of the river. The left-hand bank going downstream is meadow. Watch out, the depth bankside varies, and you will need mooring pins. This mooring is quieter than the right bank, but will involve a walk down and over Eton Bridge to get to the town and shops.

The right-hand bank is busier, with many tourists on the pathways, hiring launches, buying ice creams plus hundreds of swans waiting to be fed. Town access is just a short walk, but don't expect an uninterrupted snooze on the back of your boat.

Hundreds of books have been written and documentaries made about the town, its history and connections with the monarchy. A very pleasant way to absorb its culture and history in comfort is to take one of the tour buses that operate from (Queen Victoria's statue) under the castle wall.

**The one inch short.** Sir Christopher Wren was appointed to build a replacement for the old Guildhall. His design featured columns around the outside of the building's floor. Local dignitaries insisted he add more columns to support the centre flooring. He provided more columns as instructed but they stop one inch short of the ceiling. He proved his point that they were not needed, and the building has survived since 1689. Walk under the Guildhall, look up to see daylight!



## *Changing the guard at Windsor Castle*

The Changing of the Guard ceremony takes place outside the castle gates and attracts thousands of spectators from around the world. "The Guard is founded by regiments drawn from the Army, Navy and Airforce and occasionally from the Commonwealth. Whilst their guns are not loaded they will, and do, take action to protect the Monarch. When they march, they will not stop!

The soldiers are accompanied by a band playing traditional military music (weather permitting), and the entire procession is a spectacular display of British tradition and pageantry.

On Tuesday's, Thursday and Saturday's soldiers and bands drawn from HM Forces at 11 a.m. march from their barracks up the high street then turn right into the castle by the above statue. Whilst the ceremony is in progress the police close the street. The guard (the New Guard) march into the castle where the soldiers are allocated to their duties. If you wait a short time, you will see the Old Guard march out and back to their barracks. (Check the timings/dates on the web as there can occasionally be variations).

Whilst you are there, take time to visit **Windsor Castle** which is the oldest and largest occupied castle in the world. It is open to visitors throughout the year. Founded by William the Conqueror in the 11th century, it has since been the home of 40 monarchs.

Details for visiting the Castle and changing of the guard dates and times: <https://www.rct.uk/visit/windsor-castle/highlights-of-windsor-castle/#/changingguard>



Merry Christmas



# Skipper Advice Blog

## Items you may find useful to keep on-board

Some while ago I wrote a short article for Channel 6 about some of the items that we use aboard our boat. I thought it might be useful to do something similar again.

Over the years we have tried all sorts of products, with some proving rather better than others. Here's a selection that have worked really well for us:

Over the winter, a good **dehumidifier** is a must. We use a desiccant one draining straight into the galley sink. To save on the electric bill, we run ours on a **time switch** (which apparently isn't recommended) but some makes have an inbuilt timer. Not only does it keep any dampness at bay but it also produces a little bit of heat and air circulation. *Make sure you read the instruction book so that you do not extract too much moisture.*

Whenever you need a torch the batteries are always flat and you can never find any working. We swapped to **USB rechargeable** versions and no longer suffer with that problem.

Over the winter we don't need to keep the boat warm but we do need to make sure it doesn't freeze. We have several **oil filled radiators** plugged into **thermostat plug sockets**. We set these at 2 or 3 degs so they only come on when there is a risk of freezing (the saving on electric compared with using the in-built frost-stat of the radiator will more than cover the cost of the plugs), We've also been experimenting with a **WiFi thermostat plug**. You can set a temperature for it to switch on and off or you can switch it remotely via WiFi. Not only can you see what the temperature is on the boat but it also proves that the 240v is still on and working. We always keep cabin doors and wardrobes open to allow the air to circulate.

There are all sorts of hood cleaning chemicals out there but we haven't found one that really stands out. We generally now just use the same detergent that we wash the boat with. What we do use though is **MarineAGlaze Fabric Protector** to reproof the hood material. It comes in a hand pump spray that makes application very easy (especially on a slightly windy day). It's so much easier to apply than the tins of Fabsil/Renovo that we used to use and works very much better too.

It seems that everyone has their favourite fuel additives. We use **Startron Enzyme Fuel Treatment**. Whilst they all make many incredible claims, I do know that the Startron stopped our cold start smoking from first use. We've also used a couple of other additives that claim to prevent water contamination in stored fuel. We currently use **ElimiNOX Eco** and didn't suffer from any "bug" problems when the boat was hardly used between 2020 and this year.



Don't forget **puppy pads**! They're super absorbent and great for dealing with oil and water in the bottom of the bilge (or anywhere else in the boat for that matter). You can stick them down under an engine, cut them up for smaller spills and they're thin enough to slide into tight spaces too. The uses are many and they're inexpensive too.



# Skipper Advice Blog

## Items you may find useful to keep on-board cont....

**CleanToGleam Boat Interior Cleaner** is fantastic for cleaning helm upholstery.

Occasionally spider poo needs a bit more effort, but day to day dirt and grime cleans easily away. CleanToGleam can also supply three grades of very expensive sponges. They do seem expensive but work well and last far better than any "Magic" others that we have tried (we tend to keep some cheap melamine magic sponges on-board too)



We always keep a healthy stock of **Costco yellow microfibre clothes**. They're excellent value, machine washable, last for years and can be used for all manner of things (inc wrapping around squeaky mooring lines!) We've switched (!) to a fantastic new electric outboard but if you still have a petrol one here's a couple of tricks to keep you running. Fuel seems to be the biggest problem with tender outboards - it clogs the carburettor and "goes off" over time. Firstly, opt for super-unleaded E5 which has less bio-ethanol in it. Also we used, with great effect, **Briggs and Stratton Fuel Fit**. It will increase the shelf-life of your fuel and generally keep your fuel system cleaner too.



You can't talk boats without mention of the toilet! When we leave the boat we pour some **white vinegar** in to the bowl and give a quick flush. The idea being that the limescale removing properties of the vinegar will keep all the pipes clear and free flowing. So far so good!



If you have ever left the boat with the fridge turned off and the door closed you'll certainly appreciate a bottle of **Milton Anti-Bacterial Surface Spray**. A few squeezes of the trigger and a careful wipe around with a trusty Costco cloth and everything will be sweet smelling and safe to use again.



And don't let green "stuff" grow on your boat over the winter - use **Wet & Forget** in a garden pressure sprayer to kill it off. It works on the GRP, the hood and round the windows. We buy a 5lt container and dilute accordingly.



**3M Perfect-it Gelcoat Medium Compound Polish & Wax** removes oxidation on your fibreglass, polishes it and at the same time adds a layer of wax. No need for separate cutting agents, polishes and waxes - just one pot does it all! I tend to use a machine polisher and apply the polish (slightly watered down) with a damp sponge. It's great on fenders too! To keep that lovely shine all season I always use a good quality wash/wax when washing the boat (my favourite is **ZIP Wax by Turtle**). Whatever you do, don't use Fairy liquid as it strips all the polish off.





# Skipper Advice Blog

## Items you may find useful to keep on-board cont...

A **rechargeable window vacuum cleaner** is great for all the windows, especially when the inside of the windscreen mists up. We tried an expensive Karcher one but found a much cheaper version on eBay with an extension pole much better. Not only does the extension pole allow you to reach the whole windscreen, but it also works upside down (unlike the Karcher).



As to our actual vacuum cleaner, we used to have a very good wired Panasonic vac. It was small enough to stow easily and the cable retracted inside. However, you still needed to get it out from under the floor, plug it in (start the genny if not in the marina) etc etc. We now have a **rechargeable Dyson**. It may have been expensive but it is so easy to use that it does get used a lot. And whenever we're plugged into 240v it gets a charge too.

If ever you suffer a leaky window, **Captain Tolley's Creeping Crack Cure** may be the answer. Keep some on board and it will probably be able to help, even if only temporarily.



I've used several dinghy cleaners but the one I have just used is by far the best. I don't recall where I bought it but it's called **RIB Revive**. Spray it on and leave for a short while. I then used a magic sponge followed by a damp microfibre cloth. Absolutely Amazing! There's also a conditioner cream that you can wipe on afterwards to help protect the tubes.

On a slightly different subject, we keep a steel **cable and decent padlock** on-board. We often use it to pass through a cleat and then through a mooring ring. We've all heard stories of boats on the Thames being cast adrift. Hopefully, the average moron that does such things doesn't carry bolt cutters too. Obviously you can't do this everywhere, but when you can, I think the chances are that your boat will still be moored where you expect it to be.

When it's next time to renew our antifouling we're seriously considering **Finsulate**. Their website says "Traditional antifouling paints are highly toxic and very harmful to the environment. Finsulate offers an environmental friendly solution to the fouling challenge. Nature is a source of technological developments in many cases. For Finsulate, the spines of the Sea Urchin were the inspiration. Rik Breur was elected European Inventor of the Year in 2019 with this concept". Check out their website for full details and read about this very intriguing alternative to traditional paint-on antifoul that also comes with a 5-year warranty.



*Have a great Christmas and slipped some of these*



*maybe you'll find that Santa has items in to your Christmas stocking*



Merry Christmas

P.S. A couple of hours after writing the above, during storm Ciaran, I tried to connect to the boat but couldn't! I contacted the marina and they already had an electrician on site sorting the 240v problem on our pontoon!





# Skipper Advice Blog - Winterizing Boats

Contributor: Steve Worsdall & Tony Smy



## Don't let your boat get stuck out in the cold.

If you have not already completed your winter checks, here are a few useful tips:

Diesel engines may seem complicated and costly but it is absolutely vital for safety and enjoyment that you have at least a little understanding of how it works and what to do if it fails.

- Fill your fuel tank to the brim to prevent condensation, this in turn prevents the growth of diesel bugs.
- Use fuel treatment to kill off any diesel bug that might already be in the tank.
- Change the engine oil and replace the oil filters. Leaving the old oil contaminated with the acidic by-products of combustion inside the engine block will shorten the engine's life. **A neglected oil system can cause expensive damage.**
- Check that the engine has sufficient anti-freeze content to prevent freezing.
- If anodes are fitted in your engine, check and replace if over 1/3 worn away.



- If there is going to be a big freeze, empty your drinking water tank by running the tap until water stops flowing, then turn off the water pump at the switch to prevent it running dry. If possible undo a fitting at the lowest part of the fresh water system to ensure little or no water is left in the pipes.  
**If the water freezes it can crack pipes and fittings.**

- Whilst your boat is ashore, check the gearbox or outdrive oil and replace if it looks cloudy or milky.  
**Milky oil means water has got in, deal with it immediately!**

- Most marine diesel engines use sea or river water to cool heat exchangers on the engine which need attention when winterising. Sea water will not freeze in our climate but river water can. You can prevent this by shutting off the main seacock and pouring a strong antifreeze/water 50/50 mix solution into the water strainer with the engine running and stopping the engine immediately it had consumed enough to fill the system. I generally use about 12 litres. **ONLY DO THIS IF YOU ARE CONFIDENT AND COMPETENT! If in doubt, ask!**



Frozen waters at Windsor Marina 17.12.2022

This list is by no means exhaustive, but it will give you a good idea of some of the things to consider when putting your boat to bed for winter.



Merry Christmas





# Skipper Advice Blog - Winterizing Boats **cont...**

Contributor: Steve Worsdall & Tony Smy

- If you are leaving your boat in the water over the winter, consider turning off all seacocks, leave yourself a note at the helm so you don't forget to turn them on next season!
- To help keep the engine compartment temperature up, stuffing the air intake with rags will help to prevent cold draughts. **Remember to remove them when re-commissioning!**
- If possible leave batteries fully charged or topped up at least every four to six weeks. Batteries left uncharged for long periods may need to be replaced whilst completely full batteries are less likely to freeze in sub-zero temperatures. Turn off the main switches to disconnect the batteries from the rest of the electrical system and clean and grease the terminals.



- If your vessel is chocked up ashore, make sure the boat is angled slightly bow upwards to enable rain water to run off immediately from covers, decks and cockpit. Covers should keep water out but allow air to circulate. Proper through-draught will prevent condensation which leads to dry rot, mould and corrosion - especially if left for more than a single season.
- Store all linen, clothing, blankets, curtains, etc. ashore.
- Prop the fridge and freezer door open – mould will form in less than a week if left closed. Ensure through-ventilation.
- Leave cupboards and drawers open; prop up bunk cushions, leave under-berth locker lids open.
- Get circulation into every possible nook and cranny.
- If you have shore power, a dehumidifier is always recommended to remove excessive moisture but make sure it is draining into a sink.
- Always a good idea to run greenhouse tube heaters especially in the engine bay connected to a plug-in thermostat set at 5C.



**This is frost not snow!**

This list is by no means exhaustive, but it will give you a good idea of some of the things to consider when putting your boat to bed for winter.



Merry Christmas

# A Laugh A Minute With Eric Wilson



## If decent enough for 6, 7 & 8 year-olds, you should be okay with the below **Children Writing About the Ocean**

1) - This is a picture of an octopus. It has eight testicles.

(Kelly, age 6)

2) - Oysters' balls are called pearls.

(Jerry, age 6)

3) - If you are surrounded by ocean, you are an island. If you have ocean all round you, you are incontinent.

(Mike, age 7)

4) - Sharks are ugly and mean, and have big teeth, just like Emily Richardson. She's not my friend any more.

(Kylie, age 6)

5) - A dolphin breaths through an asshole on the top of its head.

(Billy, age 8)

6) - My uncle goes out in his boat with 2 other men and a woman and comes back with crabs.

(Millie, age 6)

7) - When ships had sails, they used to use the trade winds to cross the ocean. Sometimes when the wind didn't blow the sailors would whistle to make the wind come. My brother said they would have been better off eating beans .

(William, age 7)

8) - Mermaids live in the ocean. I like mermaids. They are beautiful and I like their shiny tails, but how on earth do mermaids get pregnant? Like, really?

(Helen, age 6)

9) - I'm not going to write about the ocean. My baby brother is always crying, my dad keeps yelling at my Mom, and my big sister has just got pregnant, so I can't think what to write.

(Amy, age 6)

10) - Some fish are dangerous. Jellyfish can sting. Electric eels can give you a shock. They have to live in caves under the sea where I think they have to plug themselves in to chargers.

(Christopher, age 7)

11) - When you go swimming in the ocean, it is very cold, and it makes my willy small.

(Kevin, age 6)

12) - Divers have to be safe when they go under the water. Divers can't go down alone, so they have to go down on each other.

(Becky, age 8)

13) - On vacation my Mom went water skiing. She fell off when she was going very fast. She says she won't do it again because water fired right up her big fat ass.

(Julie, age 7)

14) - The ocean is made up of water and fish. Why the fish don't drown I don't know.

(Bobby, age 6)

15) - My dad was a sailor on the ocean. He knows all about the ocean. What he doesn't know is why he quit being a sailor and married my mom.

(James, age 8)



# It's a cracker!



The Year Santa Hired a Consultant



OK! YES! I WENT TO MY OLD GIRLFRIEND'S HOUSE LAST NIGHT! IT'S MY JOB!



*Why is a foot a good Christmas present?*

*Because it makes a good stocking filler.*





# Diary Dates



20th January

**Race Night**

*Clubhouse*

28th January

**Sunday Lunch**

*Clubhouse*

27th January

**Workshop - Ramsgate & beyond!**

*Clubhouse*

2nd February

**Workshop - Ramsgate & beyond!**

*Clubhouse*

10th February

**Workshop - Ramsgate & beyond!**

*Clubhouse*

17th February

**Valentine's Dinner Dance**

*Clubhouse*

24th February

**ATYC Dinner Dance**

*Richmond Hill Hotel*

25th February

**Sunday Lunch**

*Clubhouse*

2nd March

**Fitting Out Supper**

*Clubhouse*

6th March

**RNLI visit to Poole**

7th March

**RNLI visit to Poole**

16th March

**Inter Club Quiz**

*Clubhouse*

24th March

**Sunday Lunch**

*Clubhouse*

29th March - 1st April

**Easter Tidal Cruise to St Katherine**

**Docks**

*Keep an eye on the website for updates*

*To everyone who has helped with putting together Channel 6, articles & photos...*



Channel 6 is edited by a club member on behalf of the membership and neither they, nor TWYC, nor contributors to the newsletter take any responsibility whatsoever for the accuracy of the content of reproduced articles or the actions anyone may take as a result of reading them. E&OE



**HOW TO GET IN TOUCH:**  
**[jacquismy@yahoo.co.uk](mailto:jacquismy@yahoo.co.uk)**

